

More Than 120 Countries




CT/CBP/2004/1000/CH&ENG/1



C10 SERIES

混凝土搅拌站 CONCRETE BATCHING PLANT

Distributed By



浙江信瑞重工科技有限公司
ZHEJIANG TRUEMAX ENGINEERING CO.,LTD.

公司地址 (Office Addr): 杭州市滨江区滨盛路1505号银丰大厦11楼
11th Floor Yinfeng Building, No.1505 Bingsheng Road, Hangzhou, China
工厂地址 (Factory Addr): 海宁市尖山新区海丰路118号
No.118 Haifeng Road, Jianshan Industrial Development Zone, Haining, China
电话 (Tel): 0086-571-85803511 传真 (Fax): 0086-571-85803522 邮箱 (Email): sales@truemax.cn
网址 (Website): www.truemax.cn www.truemaxeng.com m.truemax.cn



TRUEMAX GROUP LIMITED 骐瑞集团

浙江信瑞重工科技有限公司
ZHEJIANG TRUEMAX ENGINEERING CO.,LTD.

杭州骐瑞机电设备有限公司
HANGZHOU TRUEMAX MACHINERY & EQUIPMENT CO.,LTD.





固定式搅拌站
STATIONARY CONCRETE
BATCHING PLANT

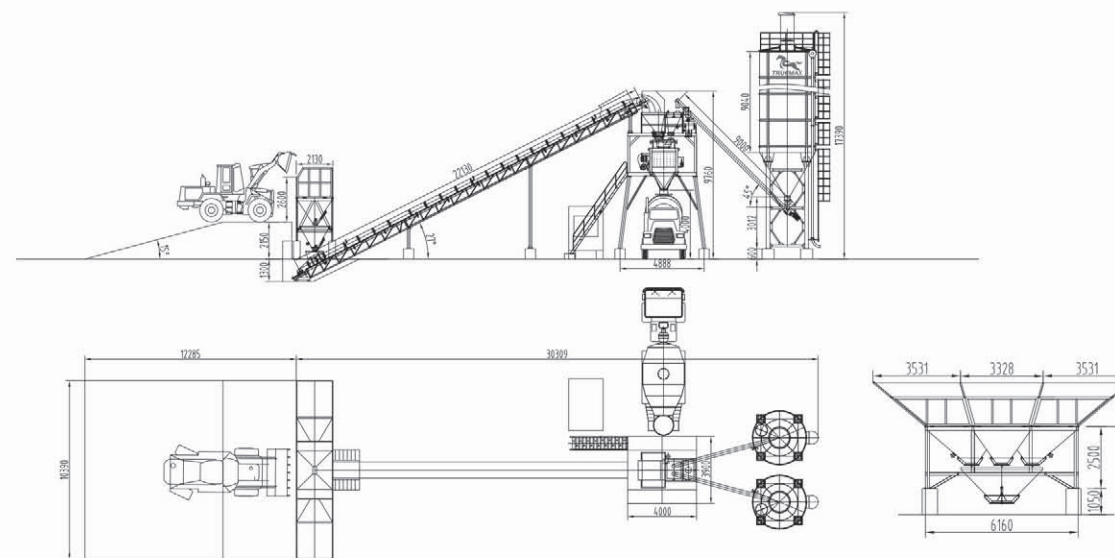
CBP60S [HZS60]

固定式搅拌站 Stationary Concrete Batching Plant

技术参数 Main Technical Specifications

项目 ITEMS		单位 UNITS	CBP60S(HZS60)
理论生产率	Theoretical Productivity	m ³ /h	60
搅拌主机型号	Mixer Model	/	JS1000
搅拌电机功率	Motor Power	kW	2×22
搅拌主机公称容量	Nominal Capacity of Mixer	L	1500
自动循环周期	Automatic Cycle Period	S	60
骨料最大颗粒(碎石/卵石)	Max.Aggregate Size(Crushed Stone /Pebble)	mm	60/80
骨料仓容量	Aggregate Bin Capacity	m ³	3×10
骨料种类	Type of Aggregate	/	3
骨料称量范围及精度	Weighing Range & Accuracy of Aggregate	kg	(833~2500)±2%
水泥称量范围及精度	Weighing Range & Accuracy of Cement	kg	(200~600)±1%
水称量范围及精度	Weighing Range & Accuracy of Water	kg	(100~300)±1%
外加剂称量范围及精度	Weighing Range & Accuracy of Additive	kg	(7~20)±1%
整机功率(不含筒仓及螺旋)	Total Power(Without Silo & Screw Conveyor)	kW	70

配置参数如有更改，恕不另行通知
Configuration parameters are subject to change without notice



*国内HZS60可选择封闭式环保设计

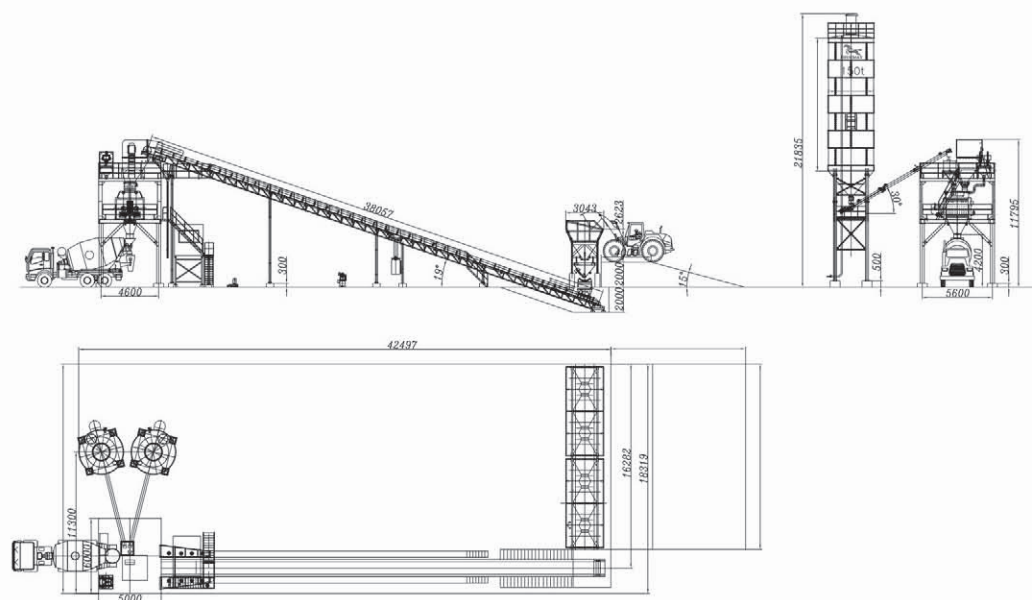
CBP120S [HZS120]

固定式搅拌站 Stationary Concrete Batching Plant

技术参数 Main Technical Specifications

项目 ITEMS		单位 UNITS	CBP120S(HZS120)
理论生产率	Theoretical Productivity	m ³ /h	120
搅拌主机型号	Mixer Model	/	JS2000
搅拌电机功率	Motor Power	kW	2×37
搅拌主机公称容量	Nominal Capacity of Mixer	L	3000
自动循环周期	Automatic Cycle Period	S	60
骨料最大颗粒(碎石/卵石)	Max.Aggregate Size(Crushed Stone /Pebble)	mm	60/80
骨料仓容量	Aggregate Bin Capacity	m ³	4×20
骨料种类	Type of Aggregate	/	4
骨料称量范围及精度	Weighing Range & Accuracy of Aggregate	kg	(1666~5000)±2%
水泥称量范围及精度	Weighing Range & Accuracy of Cement	kg	(400~1200)±1%
水称量范围及精度	Weighing Range & Accuracy of Water	kg	(200~600)±1%
外加剂称量范围及精度	Weighing Range & Accuracy of Additive	kg	2x(20~60)±1%
整机功率(不含筒仓及螺旋)	Total Power(Without Silo & Screw Conveyor)	kW	130

配置参数如有更改, 恕不另行通知
Configuration parameters are subject to change without notice



*国内HZS120可选择封闭式环保设计

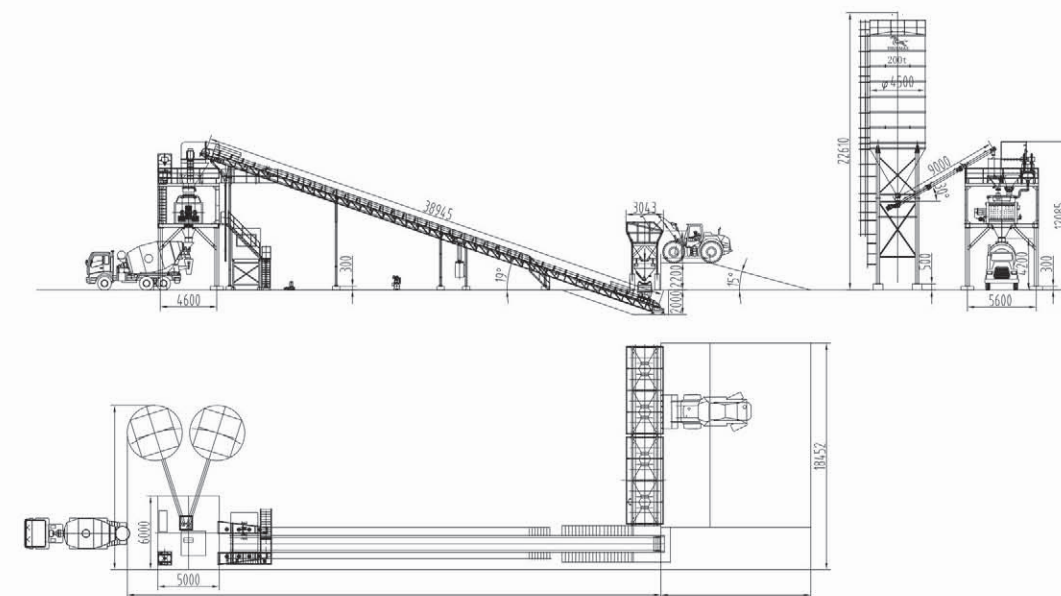
CBP180S [HZS180]

固定式搅拌站 Stationary Concrete Batching Plant

技术参数 Main Technical Specifications

项目 ITEMS		单位 UNITS	CBP180S(HZS180)
理论生产率	Theoretical Productivity	m ³ /h	180
搅拌主机型号	Mixer Model	/	JS3000
搅拌电机功率	Motor Power	kW	2×55
搅拌主机公称容量	Nominal Capacity of Mixer	L	4500
自动循环周期	Automatic Cycle Period	S	60
骨料最大颗粒(碎石/卵石)	Max.Aggregate Size(Crushed Stone /Pebble)	mm	60/80
骨料仓容量	Aggregate Bin Capacity	m ³	4×20
骨料种类	Type of Aggregate	/	4
骨料称量范围及精度	Weighing Range & Accuracy of Aggregate	kg	(2500~7500)±2%
水泥称量范围及精度	Weighing Range & Accuracy of Cement	kg	(600~1800)±1%
水称量范围及精度	Weighing Range & Accuracy of Water	kg	(300~900)±1%
外加剂称量范围及精度	Weighing Range & Accuracy of Additive	kg	2x(30~90)±1%
整机功率(不含筒仓及螺旋)	Total Power(Without Silo & Screw Conveyor)	kW	170

配置参数如有更改, 恕不另行通知
Configuration parameters are subject to change without notice



*国内HZS180可选择封闭式环保设计

移动式搅拌站
MOBILE CONCRETE
BATCHING PLANT



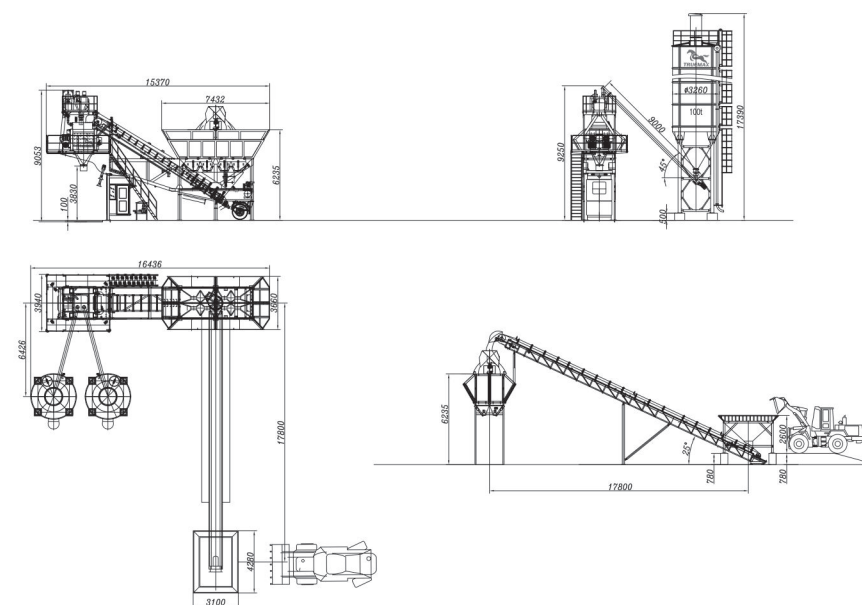
CBP60M (HZSY60)

移动式搅拌站 Mobile Concrete Batching Plant

技术参数 Main Technical Specifications

项目 ITEMS		单位 UNITS	CBP60M(HZSY60)
理论生产率	Theoretical Productivity	m ³ /h	60
搅拌主机型号	Mixer Model	/	JS1000
搅拌电机功率	Motor Power	kW	2×22
搅拌主机公称容量	Nominal Capacity of Mixer	L	1500
自动循环周期	Automatic Cycle Period	S	60
骨料最大颗粒(碎石/卵石)	Max.Aggregate Size(Crushed Stone /Pebble)	mm	60/80
骨料仓容量	Aggregate Bin Capacity	m ³	4×10
骨料种类	Type of Aggregate	/	4
骨料称量范围及精度	Weighing Range & Accuracy of Aggregate	kg	(833~2500)±2%
水泥称量范围及精度	Weighing Range & Accuracy of Cement	kg	(200~600)±1%
水称量范围及精度	Weighing Range & Accuracy of Water	kg	(100~300)±1%
外加剂称量范围及精度	Weighing Range & Accuracy of Additive	kg	(7~20)±1%
整机功率(不含筒仓及螺旋)	Total Power(Without Silo & Screw Conveyor)	kW	76

配置参数如有更改，恕不另行通知
Configuration parameters are subject to change without notice



*国内HZSY60可选择封闭式环保设计

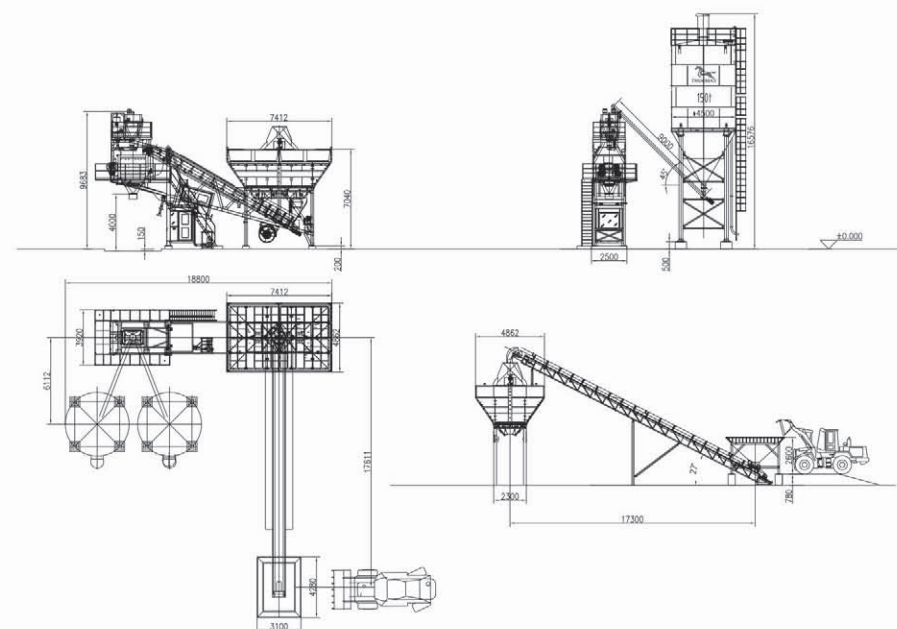
CBP100M IHZSY100I

移动式搅拌站 Mobile Concrete Batching Plant

技术参数 Main Technical Specifications

项目 ITEMS		单位 UNITS	CBP100M(IHZSY100)
理论生产率	Theoretical Productivity	m ³ /h	100
搅拌主机型号	Mixer Model	/	JS2000
搅拌电机功率	Motor Power	kW	2×37
搅拌主机公称容量	Nominal Capacity of Mixer	L	3000
自动循环周期	Automatic Cycle Period	S	72
骨料最大颗粒(碎石/卵石)	Max.Aggregate Size(Crushed Stone /Pebble)	mm	60/80
骨料仓容量	Aggregate Bin Capacity	m ³	4×16
骨料种类	Type of Aggregate	/	4
骨料称量范围及精度	Weighing Range & Accuracy of Aggregate	kg	(1666~5000)±2%
水泥称量范围及精度	Weighing Range & Accuracy of Cement	kg	(400~1200)±1%
水称量范围及精度	Weighing Range & Accuracy of Water	kg	(200~600)±1%
外加剂称量范围及精度	Weighing Range & Accuracy of Additive	kg	(20~60)±1%
整机功率(不含筒仓及螺旋)	Total Power(Without Silo & Screw Conveyor)	kW	110

配置参数如有更改, 恕不另行通知
Configuration parameters are subject to change without notice



*国内HZSY100可选择封闭式环保设计

可选项 OPTIONAL

螺旋输送机 Screw Conveyor

项目 ITEMS	长度 LENGTH	φ219	φ273	φ323
功率 Power (kW)	<5m	5.5	7.5	11
	<6m	5.5	11	15
	<7m	7.5	11	15
	<8.5m	7.5	11	18.5
	<9m	11	15	18.5
	<12m	11	15	22
	<13m	11	18.5	22
	<13.5m	15	18.5	30
	<15m	15	22	30
减速比 Reduction Ratio		1:07	1:07	1:10
输送量 Conveyor Capacity (t/h)		40	80	110

如有特殊情况时, 可根据实际情况选择电机功率(临界点时, 选下一档功率)
The motor power can be selected according to the actual situation(Choose next level power at breakthrough point)

筒仓 Silo

项目 ITEMS	筒体壁厚 THICKNESS(mm)	筒体直径 DIAMETER(mm)
50T	4	3260
100T	4	3260
150T	4	3260/3600/4500
200T	4	4100/4500
250T	4.5	5050

配置参数如有更改, 恕不另行通知
Configuration parameters are subject to change without notice

1 智控系统 INTELLIGENT CONTROL SYSTEM



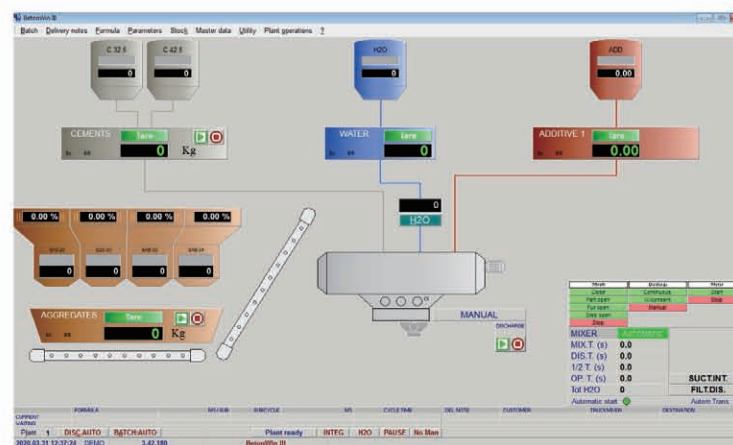
功能强大 POWERFUL FUNCTION

- 配料过程同步显示, 在线修改
Synchronously display the batching process, can be adjusted online.
- 可采用双速粗精称配料, 落差自动补偿, 保证更高精度
Double-speed coarse and fine weighing batching, Automatic compensation, to ensure higher accuracy.

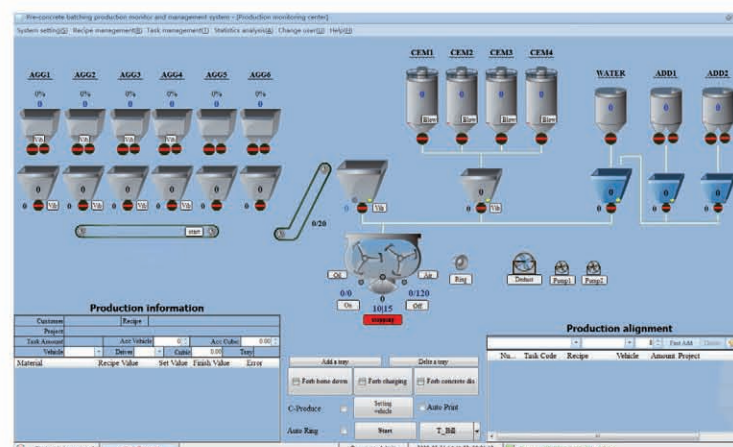


存储可靠 RELIABLE DATA STORAGE

- 主要电器元件采用著名一线欧洲品牌, 稳定可靠, 寿命更长
Top European brand for main electrical component, stable and reliable performance, with longer service life.
- 采用著名工业控制计算机, 抗干扰能力更强, 保障更安全, 控制更智能
Famous industrial control computer, strong anti-interference, more secure and more intelligent control.



意大利控制系统
Elettronda (Betonwin) Italy Control System



TRUEMAX控制系统
TRUEMAX Control System



操作安全 SAFETY OPERATION

- 具有手动与全自动两种操作控制方式, 随时切换方便
Fully-automatic and Manual operation control mode, easy operation switching at anytime.
- 各种安全保护一应俱全, 维护简单, 操作安全
Various safety protections are available, simple maintenance and safe operation.



搅拌系统 MIXING SYSTEM

Aa

搅拌性能卓越 OUTSTANDING MIXING PERFORMANCE

先进的搅拌机构,快速搅拌和卸料,搅拌性能出众。

Advanced mixing mechanism, quick mixing and discharging, superior performance.

Gg

监控智能 INTELLIGENT MONITORING

随时监控减速机、卸料泵、电动润滑油泵的工作状态,辅助故障排查。

Constantly monitor the working status of the gearbox, discharge pump and electric lubricating pump, for auxiliary troubleshooting.

Bb

可靠性高 HIGH RELIABILITY

高耐磨搅拌叶片和衬套,可靠的轴端密封和润滑系统,确保使用寿命长且易于维护。

High Wear-resistance mixing blade and liner, reliable shaft end sealing and lubricating system, guarantee long service life with easy maintenance.

Dd

整机重形设计 HEAVY DUTY DESIGN

整机重型设计,运行稳定。

Heavy duty design, stable operation.



规格 Specifications

琪瑞双卧轴混凝土搅拌机 Truemax Twin-shaft Concrete Mixer

型号 Model	干料容量 Dryfilling capacity(L)	密实混凝土 Compacted yield(L)	电机功率 Mixing power(Kw)	重量 Weight(T)
JS1000	3000	2000	2×37	7.5
JS2000	4500	3000	2×55	9.2
JS3000	6000	4000	2×75	11.8
JS4000	1500	1000	2×22	4.3

仕高玛双卧轴混凝土搅拌机 SICOMA Twin-shaft Concrete Mixer

型号 Model	干料容量 Dryfilling capacity(L)	密实混凝土 Compacted yield(L)	电机功率 Mixing power(Kw)	重量 Weight(T)
MAO3000/2000	3000	2000	2×37	7.5
MAO4500/3000	4500	3000	2×55	9.2
MAO6000/4000	6000	4000	2×75	11.8
MEO1500/1000	1500	1000	2×22	4.3

巴哈斯-桑索霍芬双卧轴混凝土搅拌机 BHS Twin-shaft Concrete Mixer

型号 Model	干料容量 Dryfilling capacity(L)	密实混凝土 Compacted yield(L)	电机功率 Mixing power(Kw)	重量 Weight(T)
DKXN1.0	1500	1000	30	4.04
DKXN2.25	3375	2250	65	8.1
DKXN3.0	4500	3000	2×55	9.6
DKXN4.0	6000	4000	2×65	14

配置参数如有更改,恕不另行通知
Configuration parameters are subject to change without notice



配料系统 BATCHING SYSTEM



配料稳定 STABLE BATCHING

- 骨料双门双速控制计量下料,完美兼顾配料效率和精度。
Double-gate, Double-speed control measuring discharge, support batching efficiency and accuracy perfectly.
- 具有落差自动补偿功能,点动落料,自动扣称,配料更准。
Automatic compensation function, Inching discharge, automatic stop weighing, better batching accuracy.
- 采用微机加仪表的控制方式,计算速度快,动态计量精度高。
Controlled by PC with Meter, fast calculating, High dynamic measurement accuracy.

- 骨料配料采用特有的卸料门防堵结构,配料更顺畅。
Aggregate batching adopt with specific anti-block structure for the discharge gate.
- 液体配料具有止回功能,消除空程,及时启动,及时出料。
Liquid batching adopt with anti-return function to start and discharge in time.



输送系统 CONVEYOR SYSTEM



输送高效 HIGH EFFICIENT CONVEYING

- 粉料输送采用著名一线欧洲品牌螺旋机,可靠高效。
Top European brand screw conveyor to ensure reliability and high efficient.
- 设计有螺距由小变大的螺旋叶片,永不堵管,迅达稳定。
Gradient-type Screw blade distance designed to guarantee never block and stable conveying.

- 流程科学仿真设计,消除不必要延时,输送无空程,循环周期更紧凑,效率更高。
Scientific simulated designed process, eliminating unnecessary delay, conveying without idle, more compact cycle and higher efficiency.



E 称量系统 WEIGHING SYSTEM

CBP60M 混凝土搅拌站 MOBILE CONCRETE BATCHING PLANT

A a

称量精准 ACCURATE WEIGHING

- 采用三点式拉称计量结构, 对中性好, 抗干扰能力强。
Three-point pull-weighing structure, strong anti-interference.
- 水、外加剂可采用双速粗精称设计, 阀控断料彻底, 精度高。
Double-speed coarse and fine weighing batching for water and additive, cut material delivery completely by valve control, more accurate.
- 粉料称、主机、储料斗三方互通, 换气补偿, 拒绝托称与压秤, 计量精度更高。
Powder weighing, mixer and storage hopper interlinked with each other, air exchange compensation, avoid heading and pressing scale to ensure the measuring accuracy.



环保 ENVIRONMENTAL FRIENDLY

优秀的环保性能 EXCELLENT ENVIRONMENTAL PERFORMANCE

所有的粉状物料，从上料、配料、计量、加料到搅拌出料斗在密封状态下进行。全封闭结构的搅拌主体及骨料皮带输送机，极大的降低了粉尘和噪音对环境造成的污染。

All powdery materials, from loading, batching, metering, feeding to the mixer and discharging hopper, are carried out in a sealed state. The fully enclosed structure of the mixer and the aggregate belt conveyor greatly reduces the environmental pollution caused by dust and noise.



骐瑞服务 TRUEMAX SERVICE

01 售前服务 PRE-SALE SERVICE

- 及时解答客户咨询,详细讲解产品性能与特点
Timely answer customer's consultation and explain product performance and features in detail.
- 根据客户需求提供一站式解决方案,使客户每一分投入都得到最大回报。
Provide one-stop solutions based on customers demand so that customers can get the maximum return for every investment.

02 售中服务 SALES SERVICE

- 及时为购机客户提供现场安装、调试技术指导和操作培训
Provide on-site installation commissioning technical instruction and operational training for customers.

03 售后服务 AFTER SALES SERVICE

- 3分钟内响应客户服务需求,24小时内提供解决方案
Respond to customer service needs within 3 minutes and provide solutions within 24 hours.
- 根据客户需求,通过设备所搭载的远程智能服务系统对设备进行远程诊断、协助及升级
Provide the service through the remote intelligent service and start self-diagnosis system to inspect, upgrade or give solutions.
- 拥有完善的售后服务体系,定期电话回访或专人拜访,跟踪设备使用情况
Have a complete after-sales service system, regular phone calls or special visits to track equipment usage.



国内项目案例
DOMESTIC PROJECT CASES



川南城际铁路(HZS180)
THE INTER-CITY RAILWAY
OF SOUTHERN SICHUAN



唐山-廊坊高速公路(HZS120)
TANGSHAN-LANGFANG
EXPRESSWAY

国外项目案例
FOREIGN PROJECT CASES



运输
TRANSPORT



运输
TRANSPORT



港口装运
PORT LOADING



阿尔及利亚 ALGERIA
CBP60M



埃塞俄比亚 ETHIOPIA
GBP100M

国外项目案例 FOREIGN PROJECT CASES

